

# The Maximal Total Irregularity of Some Connected Graphs

M. ELIASI

Department of Mathematics, Faculty of Khansar, University of Isfahan, I. R. Iran

Correspondence should be addressed to eliasi@math.iut.ac.ir

Received 20 November 2014; Accepted 2 March 2015

ACADEMIC EDITOR: BIJAN TAERI

**ABSTRACT** The total irregularity of a simple graph  $G$  is defined as  $irr_t(G) = \frac{1}{2} \sum_{u,v \in V(G)} |d_u - d_v|$ , where  $d_u$  denotes the degree of a vertex  $u \in V(G)$ . In this paper by using the Gini index, we obtain the ordering of the total irregularity index for some classes of connected graphs, with the same number of vertices.

**KEYWORDS** Total irregularity index • Gini index • majorization • trees • unicyclic graph • bicyclic graph

## 1. INTRODUCTION

Throughout this paper, we consider simple graphs (finite undirected graphs without loops and multiple edges). For  $u \in V(G)$ ,  $d_u$  denotes the degree of  $u$  in  $G$ . An edge of  $G$  connecting the vertices  $u$  and  $v$  is denoted by  $uv$ . A graph  $G$  is regular if all of its vertices have the same degree, otherwise it is irregular. Up to now, several parameters have been proposed to characterize the regularity of a graph.

For example in [1], Albertson defined the imbalance of an edge  $e = uv \in E(G)$  as  $emb(e) = |d_u - d_v|$  and the irregularity of  $G$  as  $irr(G) = \sum_{e \in E(G)} emb(e)$ . More results on the imbalance and the irregularity of a graph  $G$  can be found in [1,2,10]. Recently, in [3] a new measure of irregularity of a simple undirected graph, so-called the total irregularity, was defined as  $irr_t(G) = \frac{1}{2} \sum_{u,v \in V(G)} |d_u - d_v|$ . These irregularity measures as well as other attempts to measure the irregularity of a graph were studied in several works [4,8–10]. Dimitrov and Skrekovski [6] derived relation between  $irr(G)$  and  $irr_t(G)$  for a connected graph  $G$  with  $n$  vertices. Abdo et al. [3], obtained the upper bound of the total irregularity among all graphs with  $n$  vertices, and they showed that the star graph  $S_n$  is the tree with the maximal total irregularity among all trees with  $n$  vertices.

You et al. [13] investigated the total irregularity of unicyclic graphs and determined the graph with the maximal total irregularity among all unicyclic graphs on  $n$  vertices. In [14], the authors introduced two transformations to study the total irregularity of bicyclic graphs and characterized the graph with the maximal total irregularity among all bicyclic graphs on  $n$  vertices. Zhu et al. [15] introduced an important transformation and investigated the minimal total irregularity of graphs, and they characterized the graph with the minimal, the second minimal, the third minimal total irregularity among trees, unicyclic or bicyclic graphs on  $n$  vertices.

The theory of majorization as a powerful tool has widely been applied to the related research areas of pure and the applied mathematics [12]. Recently some issues related to the structural properties of graphs have been explored solving suitable optimization problems via majorization technique see [7, 11].

In this paper, we use this theory to study the total irregularity of some classes of simple graphs. It let us to determine the five graphs with the first through fifth greatest total irregularity index among the class of trees of order  $n$ . We extend the previous results about the graph with the maximal, second maximal, third maximal irregularity among bicyclic graphs on  $n$  vertices. Also we do a similar work for unicyclic graphs on  $n$  vertices.

## 2. PRELIMINARY RESULTS

We begin by introducing the main mathematical theory explored the theory of majorization. Let  $x_1 \geq x_2 \geq \dots \geq x_n$  and  $y_1 \geq y_2 \geq \dots \geq y_n$ , be two non-increasing sequences of real numbers. If they satisfy the conditions  $\sum_{i=1}^k x_i \leq \sum_{i=1}^k y_i$ , for  $1 \leq k \leq n-1$  and  $\sum_{i=1}^k x_i = \sum_{i=1}^k y_i$ , then we say that  $x = (x_1, x_2, \dots, x_n)$  is *majorized* by  $y = (y_1, y_2, \dots, y_n)$  and write  $x \preceq y$ . Furthermore, by  $x < y$  we mean that  $x \preceq y$  and  $x \neq y$ . A real-value function  $\varphi$  defined on a set  $A \subseteq \mathbb{R}^n$  is said to be Schur-convex on  $A$  if  $x = (x_1, x_2, \dots, x_n)$ ,  $y = (y_1, y_2, \dots, y_n)$  and  $x \preceq y$  then  $\varphi(x) \leq \varphi(y)$ . If, in addition,  $\varphi(x) < \varphi(y)$  where  $x < y$ , then  $\varphi$  is said to be strictly Schur-convex on  $A$ .

The Gini coefficient (also known as the Gini index or Gini ratio) is a measure of statistical dispersion intended to represent the income distribution of a nation's residents. For  $x = (x_1, x_2, \dots, x_n)$ , the Gini index can be written as  $\Phi_{11}(x) = \frac{1}{n^2 \bar{x}} \sum_{i=1}^n \sum_{j=1}^n |x_i - x_j|$ , where  $\bar{x} = (x_1 + x_2 + \dots + x_n)/n$  [12].

Dalton in 1920 proved the following result:

**Lemma 1.** The Gini index is an strictly Schur-convex function.

**Proof.** See [5,12].

The Lemma 1 leads us to the following important corollary:

**Corollary 2.** Let  $G$  and  $H$  be two connected graphs with degree sequences  $x = (x_1, x_2, \dots, x_n)$  and  $y = (y_1, y_2, \dots, y_n)$ , respectively such that  $|E(G)| = |E(H)|$ . If  $x \preceq y$ , then  $irr_t(G) \leq irr_t(H)$ . The equality holds if and only if  $x = y$ .

**Proof.** Let  $|E(G)| = |E(H)| = m$ . Then  $\bar{x} = \bar{y} = \frac{2m}{n}$ . Therefore

$$\Phi_{11}(x) = \frac{1}{n^2 \bar{x}} \sum_{i=1}^n \sum_{j=1}^n |x_i - x_j| = \frac{1}{n^2 \frac{2m}{n}} \sum_{u,v \in V(G)} |d_u - d_v| = \frac{1}{n^2 \frac{2m}{n}} (2irr_t(G)) = \frac{irr_t(G)}{mn}.$$

Similarly,  $\Phi_{11}(y) = \frac{irr_t(H)}{mn}$ . Since  $x \preceq y$ , by Lemma 1  $\Phi_{11}(x)$  is a strictly Schur-convex function and so  $\Phi_{11}(x) \leq \Phi_{11}(y)$ . Hence  $irr_t(G) \leq irr_t(H)$  and the equality holds if and only if  $x = y$ .

### 3. MAIN RESULTS

Let  $\mathcal{T}_n$ ,  $\mathcal{U}_n$  and  $\mathcal{B}_n$  be the set of trees of order  $n$ , the set of connected unicyclic graphs of order  $n$ , and the set of connected bicyclic graphs of order  $n$ , respectively. Also for a graph  $G$ , denoted by  $\Delta(G)$  the maximum degree of  $G$ .

Let  $P_n$  and  $S_n$  be the path and star on  $n$  vertices, respectively. In [3] the authors showed that the star graph  $S_n$  is the tree with the maximal totalirregularity among all trees with  $n$  vertices. It has been shown that [15] the path  $P_n$  has minimal total irregularity among all trees with  $n$  vertices. Here we prove this result by a different and very short method.

**Theorem 3.** Let  $T \in \mathcal{T}_n \setminus \{P_n, S_n\}$  be a tree with  $n$  vertices. Then

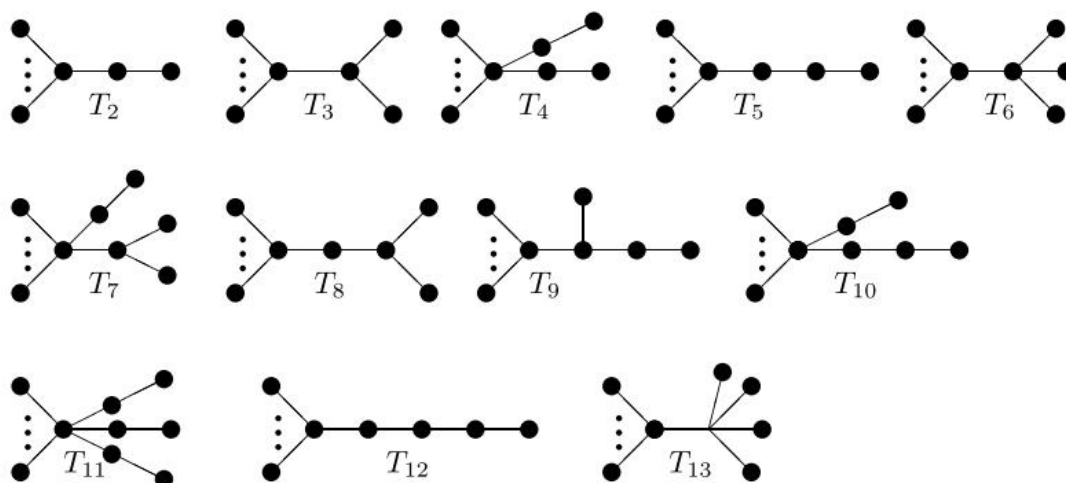
$$2n - 4 = irr_t(P_n) < irr_t(T) < irr_t(S_n) = (n - 1)(n - 2).$$

**Proof.** Note that each two trees with  $n$  vertices have the same number of edges equal to  $n - 1$ . Since the degree sequence  $(2, \dots, 2, 1, 1)$ , belongs to  $P_n$ , is minimal in the class  $\mathcal{T}_n$  (i.e., in the order  $\preceq$ ) and the degree sequence  $(n - 1, 1, \dots, 1)$ , belongs to  $S_n$ , is maximal in the class  $\mathcal{T}_n$ , we obtain the result by of Corollary 2.

Now we extend Theorem 3 by majorization. Let  $T_1 = S_n, T_2, \dots, T_{13}$  be the trees on  $n$  vertices as shown in Figure 1. In the following theorem, we show that the graph  $T_2$  has the second maximal, the graph  $T_3$  has the third maximal, the graphs  $T_4, T_5$  and  $T_6$  have the

fourth maximal and the graphs  $T_7, T_8, T_9$  and  $T_{13}$  have the fifth maximal total irregularity among all trees.

**Theorem 4.** Let  $T \in \mathcal{T}_n \setminus \{T_1, T_2, \dots, T_9, T_{13}\}$  and  $n \geq 13$ . Then  $irr_t(T_1) > irr_t(T_2) > irr_t(T_3) > irr_t(T_4) = irr_t(T_5) = irr_t(T_6) > irr_t(T_7) = irr_t(T_8) = irr_t(T_9) = irr_t(T_{13}) > irr_t(T)$ .



**Figure 1.** The trees  $T_2, \dots, T_{13}$ . This figure is taken from [11].

**Proof.** By an elementary computation, we have  $irr_t(T_1) = (n - 1)(n - 2)$ ,  $irr_t(T_2) = n^2 - 3n$ ,  $irr_t(T_3) = n^2 - 3n - 2$ ,  $irr_t(T_4) = irr_t(T_5) = irr_t(T_6) = n^2 - 3n - 4$ ,  $irr_t(T_7) = irr_t(T_8) = irr_t(T_9) = irr_t(T_{13}) = n^2 - 3n - 6$  and  $irr_t(T_{10}) = irr_t(T_{11}) = irr_t(T_{12}) = n^2 - 3n - 10$ .

So we only need to show that if  $T \in \mathcal{T}_n \setminus \{T_1, T_2, \dots, T_{13}\}$ , then  $irr_t(T_{13}) > irr_t(T)$ . Clearly,  $T_1$  is the unique tree with  $\Delta = n - 1$ ,  $T_2$  is the unique tree with  $\Delta = n - 2$ ,  $T_3, T_4, T_5$  are the all trees with  $\Delta = n - 3$  and  $T_6, \dots, T_{12}$  are the all trees with  $\Delta = n - 4$ . Since  $T \in \mathcal{T}_n \setminus \{T_1, T_2, \dots, T_{13}\}$ , then  $\Delta(T) \leq n - 5$ . Let  $a = (d_1, d_2, \dots, d_n)$  be the degree sequence of  $T$ . Since the degree sequence of  $T_{13}$  is  $b = (n - 5, 5, 1, \dots, 1)$ , it is easy to see that  $a < b$ , because  $T_{13}$  is the unique tree with  $b$  as its degree sequence. Thus,  $irr_t(T_{13}) > irr_t(T)$  follows from Corollary 1.

Let  $U_1, U_2, \dots, U_{16}$  be the unicyclic graphs as shown in Figure 2. In [13], the authors investigated the total irregularity of unicyclic graphs and determined the graph with the maximal total irregularity  $n^2 - n - 6$  among unicyclic graphs on  $n$  vertices. Here we

determine the four unicyclic graphs with the first through fourth greatest total irregularity index among the class of unicyclic graphs of order  $n$ .

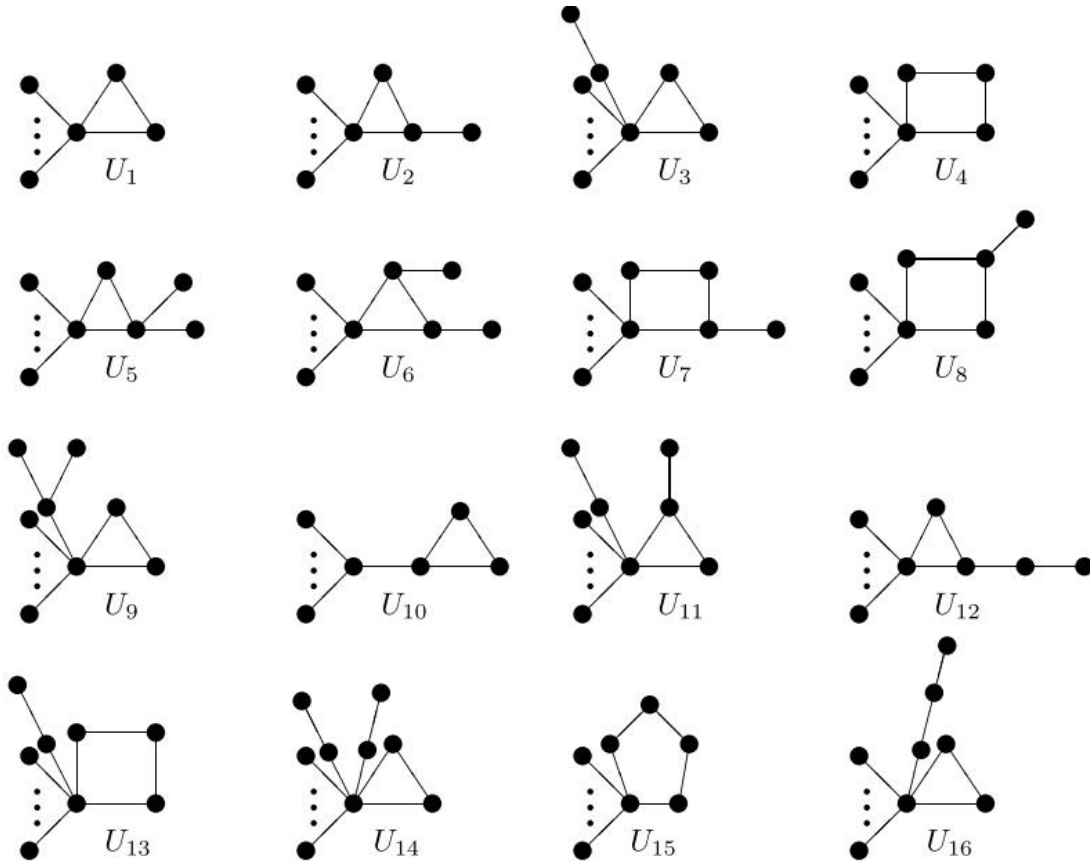


Figure 2. The unicyclic graphs  $U_1, \dots, T_{16}$ . This figure is taken from [11].

**Theorem 5.** Let  $G \in \mathcal{U}_n \setminus \{U_1, U_2, \dots, U_6\}$  and  $n \geq 13$ . Then

$$irr_t(U_1) > irr_t(U_2) > irr_t(U_5) > irr_t(U_3) = irr_t(U_4) = irr_t(U_6) \geq irr_t(G).$$

**Proof.** By an elementary computation, we have  $irr_t(U_1) = n^2 - n - 6$ ,  $irr_t(U_2) = n^2 - n - 8$ ,  $irr_t(U_3) = irr_t(U_4) = irr_t(U_6) = n^2 - n - 12$ ,  $irr_t(U_5) = n^2 - n - 10$ ,  $irr_t(U_7) = irr_t(U_8) = irr_t(U_9) = irr_t(U_{10}) = irr_t(U_{11}) = irr_t(U_{12}) = n^2 - n - 14$  and  $irr_t(U_{13}) = irr_t(U_{14}) = irr_t(U_{15}) = irr_t(U_{16}) = n^2 - n - 20$ . So we only need to prove that if  $G \in \mathcal{U}_n \setminus \{U_1, U_2, \dots, U_{16}\}$ , then  $irr_t(U_6) > irr_t(G)$ .

It is easy to check that  $U_1$  is the unique unicyclic graph with  $\Delta = n - 1$ ,  $U_2, U_3, U_4$  are all unicyclic graphs with  $\Delta = n - 2$ , and  $U_5, U_6, \dots, U_{16}$  are all unicyclic graphs with  $\Delta = n - 3$ . If  $G \in \mathcal{U}_n \setminus \{U_1, U_2, \dots, U_{16}\}$ , then  $\Delta(G) \leq n - 4$ . Suppose that degree sequence of  $G$  is  $a = (d_1, d_2, \dots, d_n)$ . Since  $G \in \mathcal{U}_n$ , then  $G$  has only exactly one cycle. This implies

that  $n - 4 \geq d_1 \geq d_2 \geq d_3 \geq 2$ . If  $b = (n - 4, 5, 2, 1, \dots, 1)$  then  $a \preceq b$ . Since each unicyclic graph with  $n$  vertices has  $n$  edges, by Corollary 2, we can conclude that

$$\begin{aligned} irr_t(G) &\leq n - 9 + n - 6 + (n - 5)(n - 3) + 3 + 4(n - 3) + n - 3 = n^2 - n - 12 \\ &= irr_t(U_6). \end{aligned}$$

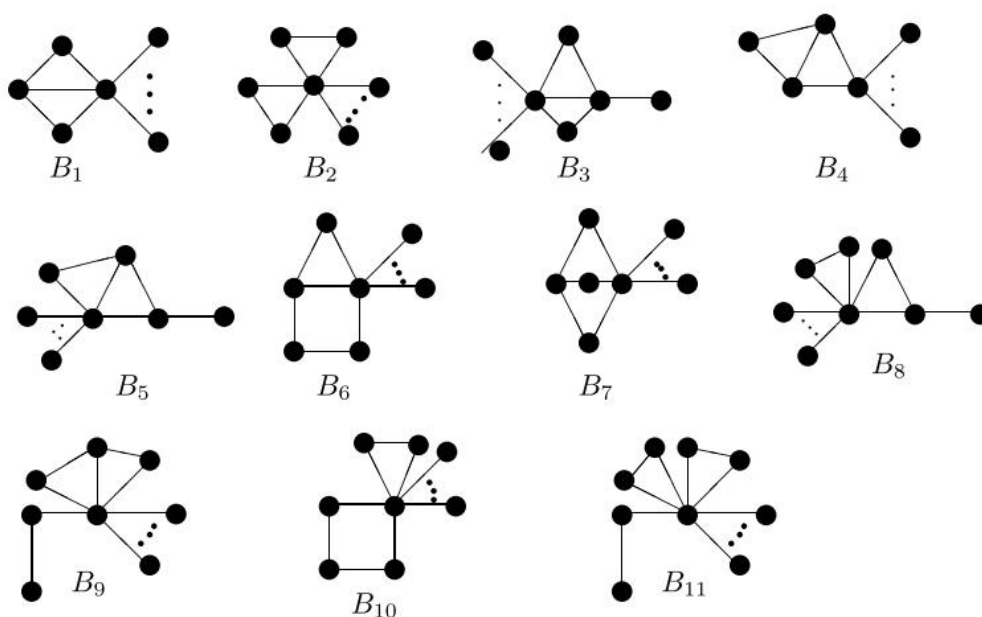
This completes the proof.

**Corollary 6.** Let  $n \geq 6$  be a positive integer and let  $G$  be a unicyclic graph on  $n$  vertices. Then,  $irr_t(G) \leq n^2 - n - 6$  and the equality holds if and only if  $G \cong U_1$ .

Let  $B_1, B_2, \dots, B_{11}$  be the bicyclic graphs as shown in Figure 3. In [14], the authors characterized the graph with the maximal total irregularity among all bicyclic graphs on  $n$  vertices. The next result extends this result by determining the first up to third greatest total irregularity together with the corresponding bicyclic graphs among the class of connected bicyclic graphs of order  $n$ .

**Theorem 7.** Let  $G \in \mathfrak{B}_n \setminus \{B_1, B_2, \dots, B_5\}$  and  $n \geq 12$ . Then

$$irr_t(B_1) > irr_t(B_3) > irr_t(B_4) = irr_t(B_5) \geq irr_t(G).$$



**Figure 3.** The bicyclic graphs  $B_1, \dots, B_{11}$ . This figure is taken from [11].

**Proof.** By an elementary computation, we have  $irr_t(B_1) = n^2 + n - 16$ ,  $irr_t(B_2) = n^2 + n - 22$ ,  $irr_t(B_3) = n^2 + n - 18$ ,  $irr_t(B_4) = irr_t(B_5) = n^2 + n - 20$ ,

$irr_t(B_6) = irr_t(B_7) = irr_t(B_8) = irr_t(B_9) = n^2 + n - 24$  and  $irr_t(B_{10}) = irr_t(B_{11}) = n^2 + n - 32$ . So we only need to prove that if  $G \in \mathfrak{B}_n \setminus \{B_1, B_2, \dots, B_{11}\}$ , then  $irr_t(G) \leq irr_t(B_5)$ .

It is easy to check that  $B_1, B_2$  are all bicyclic graphs with  $\Delta = n - 1$ ,  $B_3, \dots, B_{11}$  are all bicyclic graphs with  $\Delta = n - 2$ . If  $G \in \mathfrak{B}_n \setminus \{B_1, B_2, \dots, B_{11}\}$ , then  $\Delta(G) \leq n - 3$ . Suppose that the degree sequence of  $G$  is  $a = (d_1, d_2, \dots, d_n)$ . Since  $G \in \mathfrak{B}_n$ ,

$$n - 3 \geq d_1 \geq d_2 \geq d_3 \geq d_4 \geq 2.$$

Let  $b = (n - 3, 5, 2, 2, 1, \dots, 1)$ . Then  $a \leq b$  and by Corollary 2, we can conclude that:

$$\begin{aligned} irr_t(G) &\leq n - 8 + n - 5 + n - 5 + (n - 4)^2 + 3 + 3 + 4(n - 4) + n - 4 + n - 4 \\ &= n^2 + n - 20 = irr_t(B_5). \end{aligned}$$

This completes the proof.

## REFERENCES

1. M. O. Albertson, The irregularity of a graph, *Ars Combin.* **46** (1997) 219–225.
2. H. Abdo, N. Cohen and D. Dimitrov, Bounds and computation of irregularity of a graph, *Filomat*, in press.
3. H. Abdo, S. Brandt and D. Dimitrov, The total irregularity of a graph, *Discrete Math. Theor. Comput. Sci.* **16** (2014) 201–206.
4. Y. Alavi, J. Liu and J. Wang, Highly irregular digraphs, *Discrete Math.* **111** (1993) 3–10.
5. H. Dalton, The measurement of the inequality of incomes, *Econ. J.* **30** (1920) 34–36.
6. D. Dimitrov and R. Skrekovski, Comparing the irregularity and the total irregularity of graphs, *Ars Math. Contemp.* **9** (2015) 45–50.
7. M. Eliasi, A simple approach to order the multiplicative Zagreb indices of connected graphs, *Trans. Combin.* **4** (2012) 17–24.
8. I. Gutman, P. Hansen and H. Melot, Variable neighborhood search for extremal graphs. 10. Comparison of irregularity indices for chemical trees, *J. Chem. Inf. Model.* **45** (2005) 222–230.
9. P. Hansen and H. Melot, Variable neighborhood search for extremal graphs, 9. bounding the irregularity of a graph, in *Graphs and Discovery*, DIMACS Ser. Discrete Math. Theoret. Comput. Sci. **69** (2005) 253–264.
10. M. A. Henning and D. Rautenbach, On the irregularity of bipartite graph, *Discrete Math.* **307** (2007) 1467–1472.
11. M. Liu, A Simple approach to order the first Zagreb indices of connected graphs, *MATCH Commun. Math. Comput. Chem.* **63** (2010) 425–432.

12. A. Marshall and I. Olkin, *Inequalities: Theory of Majorization and Its Applications*, Academic Press, New York, 1979.
13. L. H. You, J. S. Yang, and Z. F. You, The maximal total irregularity of unicyclic graphs, *Ars Combin.*, in press.
14. L. You, J. Yang, Y. Zhu and Z. You, The maximal total irregularity of bicyclic graphs, *J. Appl. Math.* **2014** Article ID 785084, 9 pages.
15. Y. Zhu, L. You and J. Yan, The minimal total irregularity of graphs, <http://arxiv.org/abs/1404.0931>.